

Custom House Number Signs



WE WILL
DELIVER



SPECIAL
ORDERS

123

STREET NAME

Protector^{AL}
More than just fencing.

Available at
BUNNINGS
warehouse

Take This Brochure to the Special Orders Desk or order online at bunnings.com.au

Protector Aluminium Custom House Number Signs



Create your own personal house / street number sign
and have it delivered directly to you.



**Online design
planner**



**Easy DIY
Installation**



**Weather and
UV resistant**



**Customisable
style**



**Australian
Made**

Step 1 Select your **sign style**

Aluminium Composite Material **ACM**

ACM signs feature a lightweight
aluminium finish and are available
in a selection of popular colours
to bring your design ideas to life.



3mm Powder-Coated **Aluminium**

Crafted from lightweight 3mm
powder-coated aluminium, offering
a strong, durable finish. Available in a
selection of popular colours to bring
your design ideas to life.



Engraved

Architectural depth,
clean cuts, and a striking
color reveal—ideal for
adding a touch of class to
any home's facade.



Cut-Through

Precision cutouts let
contrasting colours make
a bold, contemporary
statement for impressive
street presence.



Cut-Through

Premium precisely cut
aluminium for enduring
elegance and a refined
finish that elevates any
home's exterior.



Cut-Through Box

For a premium
architectural design,
these folded house signs
offer a unique three
dimensional finish.

Step 2 Select your **sign layout**



Number

Simple and bold house
number display



Number & Street Horizontal Line

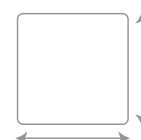
House number with street
name in stacked layout



Number & Street Vertical Line

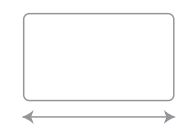
House number with street
name side by side layout

Step 3 Select your **sign size**



280mm x 280mm

Suitable for house number



380mm x 220mm

Suitable for Horizontal and
Vertical Signs

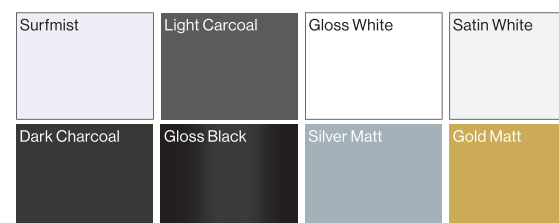


580mm x 280mm

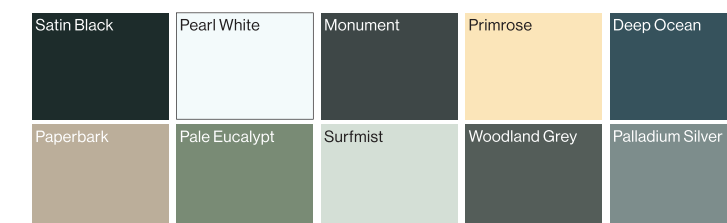
Suitable for Horizontal and
Vertical Signs

Step 4 Select your **sign colour**

Aluminium Composite Material **ACM**



3mm Powder-Coated **Aluminium**



Step 5 Customise your **sign details**

- Add your street number, character and street name
- Select a font style and text alignment
- With or without pre-drilled holes

How to Order

- Design** Use the online planner to personalise
your house number sign.
- Purchase** Complete your order in-store at
the Special Orders Desk.
- Delivery** Your house sign will be
delivered to you.

Online Planner Tool



Installation Guide



How It Works

It's as simple as 1,2,3! Follow the steps shown to purchase or order your product. If you need further advice, speak to a team member at the Special Orders Desk in-store.

1. Select The Product You Want

View the extensive range available in this brochure or online to select the item that best suits your needs.

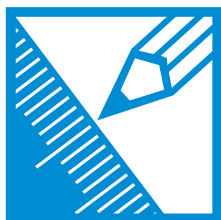
2. Order at the Special Orders Desk

After you have selected the product you want, take this brochure to the Special Orders Desk.

3. Get It Home We Will Deliver*

Delivery to your home or site can be arranged in-store when purchasing your products. Check with your local Bunnings store for availability.

Ask us about Additional Services



**CUSTOM
MADE**



**WE WILL
DELIVER**



9 360361 042745

AU V1 05/2025