

# Fencing & Balustrades



**Protector<sup>AL</sup>**  
More than just fencing.

Available at  
**BUNNINGS**  
warehouse

Take This Brochure to the Special Orders Desk or order online at [bunnings.com.au](https://www.bunnings.com.au)





# Protector<sup>AL</sup>

More than just fencing.

Enhance the beauty, safety, and privacy of your pool, garden, and outdoor areas with fencing and balustrade options you can trust.

Some areas have product specifications that must be adhered to. Use our icons to know where our products can safely be used.

## Product icon key:

  **Ranged colours available in selected stores\***

\*Check with your local store to confirm range.

  **Order from Special Orders Desk<sup>†</sup>**

<sup>†</sup>Not available in-store.

## Product suitable for:



Pool Fencing



Garden Fencing



Balustrade

## CONTENTS

**4** Aluminium Pool Fencing

**10** Glass Pool Fencing

**14** Aluminium Balustrade

**18** Glass Balustrade

**22** Aluminium Garden Fencing





**Aluminium**

**Pool  
Fencing  
System**


**Our DIY Aluminium Pool Fencing System** has something for everyone, with a wide range of colours and styles. This complete off-the-shelf DIY system includes posts, panels, gates, gate hardware, and post lights.

Custom sizes, colours, raked and sloped panels are also available.

Meets AU Standard AS1926.1 and NZ Standard NZS 8500:2006 when installed correctly.

Pool fence panels and gates are backed by a 20-year warranty.


**20 YEAR WARRANTY**










# Build Your Aluminium Pool Fencing

## Step 1. Select your fence style, size & colour






**Flat Top Round Picket Panel**  
Height: 1200mm, 1500mm & 1800mm  
Width: 350mm up to 2400mm  
Colour: ● ●  
 






**Flat Top Square Picket Panel**  
Height: 1200mm, 1500mm & 1800mm  
Width: 350mm up to 2400mm  
Colour: ● ●  
 






**Double Top Rail Panel**  
Height: 1200mm, 1500mm & 1800mm  
Width: 350mm up to 2400mm  
Colour: ●  
 






**Radiator Panel**  
Height: 1200mm, 1500mm & 1800mm  
Width: 350mm up to 2400mm  
Colour: ● ●  
 





**Batten Panel**  
Height: 1200mm, 1500mm & 1800mm  
Width: 350mm up to 2400mm  
Colour: ● ●  
 






**Picket Top Panel**  
Height: 1200mm, 1500mm & 1800mm  
Width: 350mm up to 2400mm  
Colour: ●  
 




**Loop Top Panel**  
Height: 1200mm, 1500mm & 1800mm  
Width: 350mm up to 2400mm  
Colour: ● ●  
 



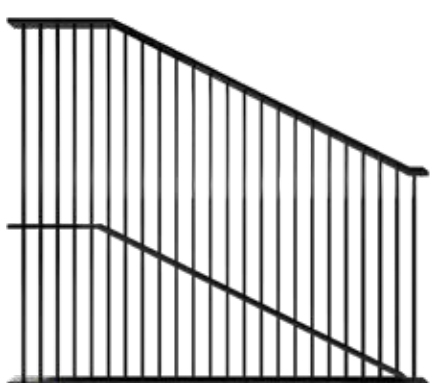
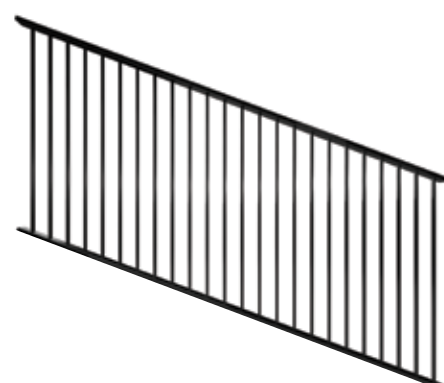
**Spear Top Panel**  
Height: 1200mm, 1500mm & 1800mm  
Width: 350mm up to 2400mm  
Colour: ●  
 



**Loop & Spear Top Panel**  
Height: 1200mm, 1500mm & 1800mm  
Width: 350mm up to 2400mm  
Colour: ●  
 



**Gates - Available in all styles**  
Height: 1200mm, 1500mm & 1800mm  
Width: 800mm up to 1200mm  
Colour: ● ●  
 





**Sloping Ground Panels - available in all fence styles & colours**  
Custom Raked or Sloped panels available for sloping ground to follow the fall of the land, rather than stepping "square" panels down. Maximum 30° slope. Visit [ProtectorAL.com.au](http://ProtectorAL.com.au) or your local Bunnings Special Orders Desk to find out more.

**Colour Options**  
Powder coat colours available for most aluminium components. Colours are indicative only.

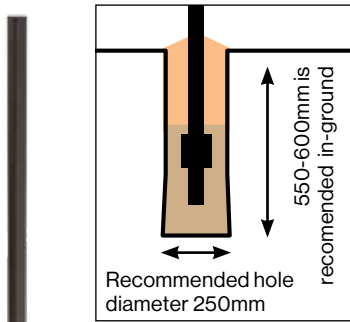
● **Ranged colours available in selected stores**

● **Order from Special Orders Desk**

Satin Black	<span>●</span> <span>●</span>
Pearl White	<span>●</span> <span>●</span>
Monument	<span>●</span> <span>●</span>
Primrose	<span>●</span> <span>●</span>
Deep Ocean	<span>●</span>
Paperbark	<span>●</span>
Pale Eucalypt	<span>●</span>
Surfmist	<span>●</span>
Woodland Grey	<span>●</span>
Palladium Silver	<span>●</span>

 Pool  
 Garden

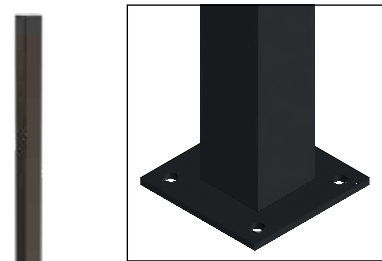
Step 2. Select your post type, height & colour



In-ground Post

Height: 1800mm, 2100mm, 2400mm

Colour:  



Flanged Post

Height: 1300mm, 1600mm, 1900mm, 2400mm

Colour:  




Step 3. Select your hardware & colour

All ProtectorAI G8Safe latches and hinges are simple to fit and adjust making them ideal for the home handyman as well as for tradesmen who expect the best quality.



G8Safe Trilatch Triple Safe Gate Latch

Extra Safe Gate Latch  
Push Button & Pull Up Safety Action  
Key Lockable  
Lifetime Warranty  
Colour: 



G8Safe Top Pull Gate Latch

Gate Latch Lockable  
Key Lockable  
Lifetime Warranty  
Colour:  





G8Safe Top Pull Gate Latch

Gate Latch Keyless  
Lifetime Warranty  
Colour: 




G8Safe Gate Hinge Adjustable Self Closing

Colour:  



G8Safe Gate Hinge Self Closing Fixed Tension

Colour: 





Select your hardware & colour (continued).



Panel Bracket



Connect panels to post/wall  
3 Year Warranty

Colour:  



Raked Panel Bracket

For raked panels - maximum 15°  
3 Year Warranty

Colour:  




Angle Bracket

For raked panels & corners - maximum 90°  
3 Year Warranty

Colour:  Plastic bracket



Step 4. Select your accessories & colour



Post Domical Cover

Cover bolt heads  
3 Year Warranty

Colour:   



Solar Post Light


White or Coloured light (Cycles colours)  
Fits to ProtectorAI Aluminium Posts  
3 Year Warranty



Fence Post Cap

Ideal for In-ground and Flanged Posts  
3 Year Warranty

Colour:  Plastic cap



CPR Chart

Weather resistant

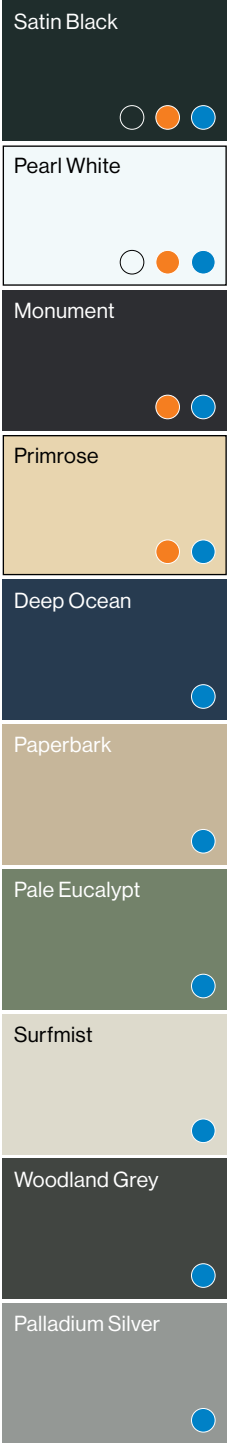





Colour Options

Powder coat colours available for most aluminium components. Colours are indicative only.

 Ranged colours available in selected stores

 Order from Special Orders Desk



 Pool  
 Garden  
 Balustrade





Spigot profiles available as per page 12.



**Glass**

**Pool  
Fencing  
System**

**Enjoy clean lines, clear views, and easy installation.**

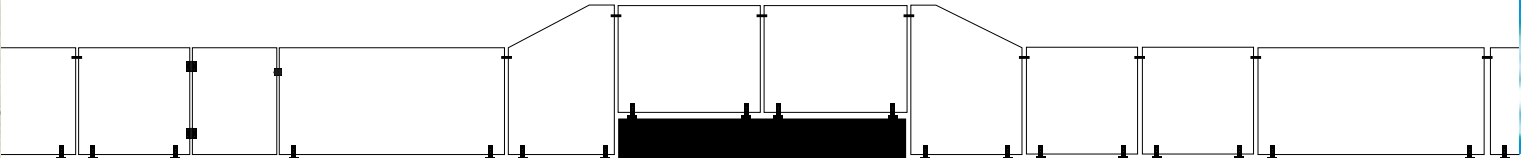
Our 12mm thick toughened glass Frameless Pool Fencing System is certified for use around a pool.

The system includes gate and hinge panels designed to fit our hinges and latches, to ensure alignment and fitting of a gate is quick and easy.

With a range of quality hardware fittings and finishes you can easily enhance the look of your pool area.

Meets AU Standard AS1926.1 + AS1288:2021 and NZ Standard AS/NZ 2208 when installed correctly.

**10 YEAR WARRANTY**





Build Your Glass Pool Fencing

Step 1. Select your panel and gate width




Pool Panel  
Height: 1200mm  
Width: 200mm up to 2000mm in 50mm increments



Pool Hinge Panel  
Height: 1200mm  
Width: 600mm, 800mm, 1000mm, 1100mm, 1200mm, 1300mm, 1400mm, 1500mm, 1600mm, 1700mm, 1800mm



Pool Hinge Panel (Soft Close)  
Height: 1200mm  
Width: 600mm, 800mm, 1000mm, 1100mm, 1200mm, 1300mm, 1400mm, 1500mm, 1600mm, 1700mm, 1800mm



Pool Retaining Wall Panel  
For use next to retaining wall / climbing point  
Height: 1400mm, 1500mm, 1600mm, 1700mm, 1800mm  
Width: 1200mm



Pool Gate Panel  
Height: 1200mm  
Width: 750mm, 834mm, 890mm & 1000mm



Pool Gate Panel (Soft Close)  
Height: 1200mm  
Width: 800mm, 900mm

Step 2. Select your spigot type & colour



Flanged Chisel Spigot  
Colour: [Orange] [Blue]



Slimline Spigot  
Colour: Mirror Polish only



Core Drill Spigot  
Colour: [Blue]



Face Mount Spigot  
Colour: [Blue]

Colour Guide

- [Orange] Ranged colours available in selected stores
- [Blue] Order from Special Orders Desk

Satin Black	[Orange] [Blue]
Pearl White	[Orange] [Blue]
Mirror Polish	[Orange] [Blue]
Pool	[Blue]
Balustrade	[Orange]

Step 3. Select your hardware & colour



Gate Hinge Glass to Glass  
Colour: [Orange]



Gate Hinge Wall/Post to Glass  
Colour: [Orange] [Blue]



Gate Soft Close Hinge Glass to Glass  
Colour: [Blue]



Soft Close Hinge Wall/Post to Glass  
Colour: [Blue]



Gate Latch Glass to Glass  
Colour: [Orange]



Gate Latch Wall/Post to Glass  
Colour: [Orange] [Blue]

Step 4. Select your accessories & colour



Friction Fit Clamp Glass to Glass  
For extra stability in high wind areas  
Colour: [Orange]



Friction Fit Clamp Wall to Glass  
For extra stability in high wind areas  
Colour: [Blue]



Friction Fit Clamp 90° Glass to Glass  
For extra stability in high wind areas  
Colour: [Blue]



EnduroShield Glass Treatment  
Glass treatment for all indoor and outdoor glass  
Repels dirt, grime and hard water



EnduroShield Glass Polish  
Glass polish for restoring all indoor & outdoor glass  
Use on stubborn stains and watermarks



EnduroShield Professional Glass Maintenance Set  
Glass Cleaning Kit for all indoor and outdoor glass  
Includes glass washer and squeegee



CPR Chart  
Weather resistant





## Aluminium

# Balustrade System

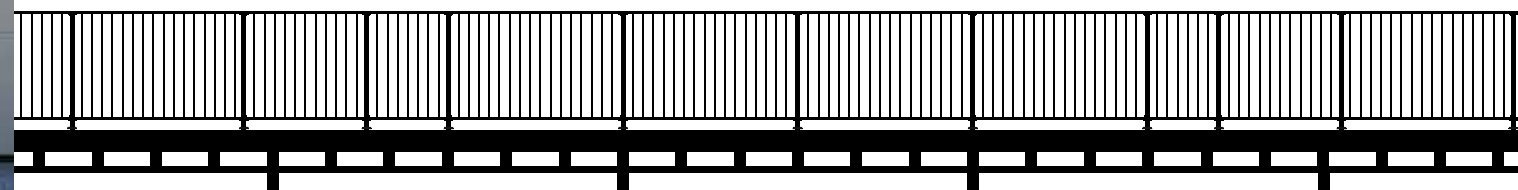
**The ProtectorAI Balustrade System is our easiest DIY system to date.**

Panels and posts sleeve together to make assembling your balustrade a breeze. Ideal for decks, balconies and indoor elevated spaces up to 4m from ground level.

Meets AU Standard NCC vol 1 DP3 + NCC Vol 1 Part 3.9.2 and NZ Standard NZBC B1/F4 when installed correctly.

Designed to last, our Balustrade System is backed by a 20 year warranty.

**20 YEAR WARRANTY**






# Build Your Aluminium Balustrade

## Step 1. Select your balustrade style & colour




### Flat Top Round Picket Panel

Height: 950mm (Finished Height: 1010mm)  
Width: 350mm up to 1800mm  
Colour: ● ●




### Radiator Panel

Height: 1050mm (Finished Height: 1100mm)  
Width: 350mm up to 1800mm  
Colour: ●



### Flat Top Square Picket Panel


Height: 950mm (Finished Height: 1010mm)  
Width: 350mm up to 1800mm  
Colour: ● ●



### Batten Panel

Height: 1050mm (Finished Height: 1100mm)  
Width: 350mm up to 1800mm  
Colour: ● ●

PLEASE NOTE: Balustrade Panels are not suitable for use as pool fencing.



## Colour Options

Powder coat colours available for most aluminium components. Colours are indicative only.

- Ranged colours available in selected stores
- Order from Special Orders Desk

Satin Black● ●

Pearl White● ●

Monument●

Primrose●

Deep Ocean●

Paperbark●

Pale Eucalypt●

Surfmist●

Woodland Grey●

Palladium Silver●

- Garden
- Balustrade

## Step 2. Select your post type & colour

Our ProtectorAl Aluminium Balustrade is our easiest DIY system to date, panels and posts simply sleeve together creating a seamless finish. Ideal for decks, balconies, and indoor elevated spaces.



### End Balustrade Post - Flanged

Height: 1010mm  
Colour: ● ●



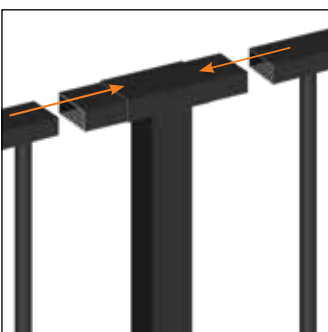
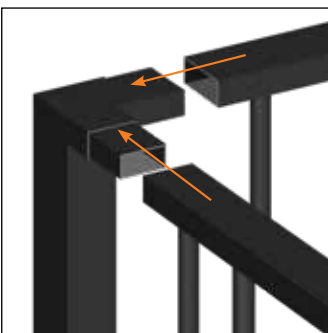
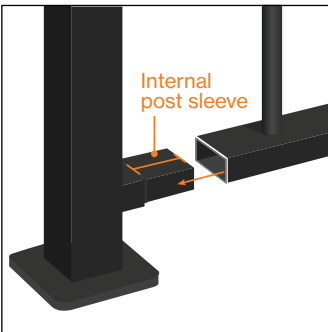
### 90° Balustrade Post - Flanged

Height: 1010mm  
Colour: ● ●



### Middle Balustrade Post - Flanged

Height: 1010mm  
Colour: ● ●



## Step 3. Select your hardware & colour



### Panel Bracket

Strong, Durable & Rust Resistant  
3 Year Warranty  
Colour: ● ●

## Step 4. Select your accessories & colour



### Post Domical Cover

Easy DIY  
3 Year Warranty  
Colour: ● ●





## Glass

# Balustrade System

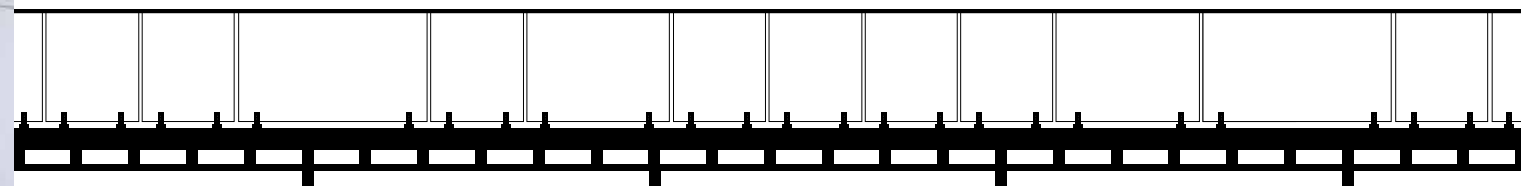
**Elegance taken to new heights. Clean lines, clear views and designed for DIY installation.**

Our Frameless Balustrade Fencing System is a premium product certified for use up to 4 metres above ground level.

With a range of quality hardware fittings and finishes you can easily enhance the look of your outdoor area.

Meets AU Standard AS1288:2021 and NZ Standard NZS 8500:2006 when installed correctly.


**10 YEAR WARRANTY**





# Build Your Glass Balustrade

## Step 1. Select your panel width



### Balustrade Panel

Height: 970mm (1010mm Finished Height), 1200mm  
Width: 300mm up to 1800mm in 50mm increments



### EnduroShield Treatment

EnduroShield is an invisible, non-stick coating product that reduces cleaning time by up to 90% by repelling water, scum and grime.



### EnduroShield Glass Polish

Glass polish for restoring all indoor & outdoor glass  
Use on stubborn stains and watermarks



### EnduroShield Professional Glass Maintenance Set

Glass Cleaning Kit for all indoor and outdoor glass  
Includes glass washer and squeegee



## Step 2. Select your spigot type & colour




### Chisel Spigot


Colour:    

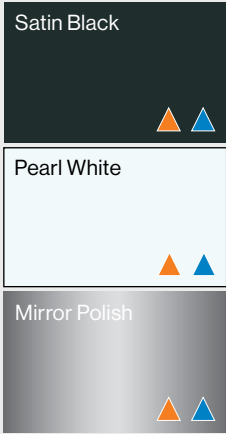





### Slimline Spigot

Colour: Mirror Polish only  


### Colour Guide

-  Ranged colours available in selected stores
-  Order from Special Orders Desk




-  Pool
-  Balustrade

## Step 3. Select your handrail & colour



### Friction Fit Handrail

Handrail is required and must be fixed to the wall when fall is more than 1m.  
Length: 2400mm  
Colour: 



## Step 4. Select your accessories & colour



### Friction Fit Handrail Wall Bracket

Colour:    







### Friction Fit Handrail Corner Joiner

Join handrails at corners  
Colour:    




### Friction Fit Straight Handrail Joiner

Join handrails for widths greater than 2400m  
Colour:    








## Aluminium

# Garden Fencing System


**Define your space with quality aluminium garden fencing trusted to last.**

Our garden fence styles can be used along with our pool fencing for any garden space around your home.

Our Garden Fencing System includes pedestrian and driveway gates, with hardware options to suit all applications.

Garden Fence Panels and Gates are backed by a 3 year warranty.

**3 YEAR WARRANTY**





# Build Your Aluminium Garden Fencing


## Step 1. Select your fence style, size & colour




**Bishop Panel**  
Lightweight Fencing for Garden Use Only  
Height: 1000mm  
Width: 350mm up to 2000mm  
Colour: ●



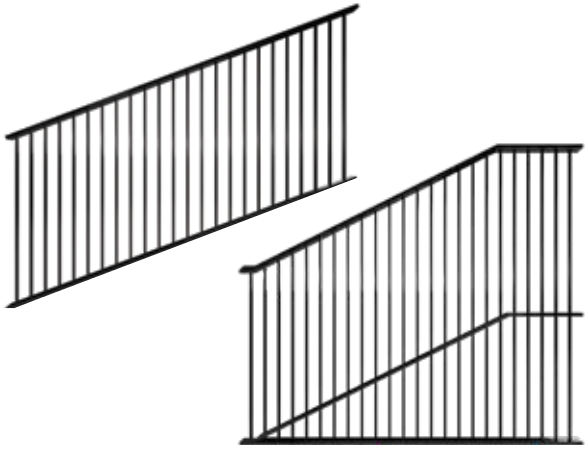
**Flat Top Round Picket Panel**  
Lightweight Fencing for Garden Use Only  
Height: 900mm, 1200mm  
Width: 2400mm  
Colour: ●



**Flat Top Round or Square Picket Panel**  
Height: 1200mm, 1500mm & 1800mm  
Width: 350mm up to 2400mm  
Colour: ● ●




**Loop & Spear Top Panel**  
Height: 1200mm, 1500mm & 1800mm  
Width: 350mm up to 2400mm  
Colour: ●




**Sloping Ground**  
Panels available in all fence styles  
Custom Raked or Sloped panels available for sloping ground to follow the fall of the land, rather than stepping "square" panels down. Maximum 30° slope. Visit ProtectorAL.com.au or your local Bunnings Special Orders Desk to find out more.




**Double Top Rail Panel**  
Height: 1200mm  
Width: 350mm up to 2400mm  
Colour: ●




**Radiator Panel**  
Height: 1200mm, 1500mm & 1800mm  
Width: 350mm up to 2400mm  
Colour: ● ●




**Batten Panel**  
Height: 1200mm, 1500mm & 1800mm  
Width: 350mm up to 2400mm  
Colour: ● ●



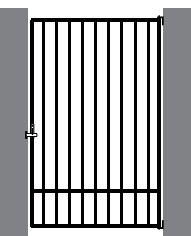
**Picket Top Panel**  
Height: 1200mm, 1500mm & 1800mm  
Width: 350mm up to 2400mm  
Colour: ●




**Loop Top Panel**  
Height: 1200mm, 1500mm & 1800mm  
Width: 350mm up to 2400mm  
Colour: ● ●



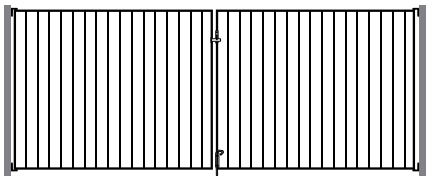
**Spear Top Panel**  
Height: 1200mm, 1500mm & 1800mm  
Width: 350mm up to 2400mm  
Colour: ●



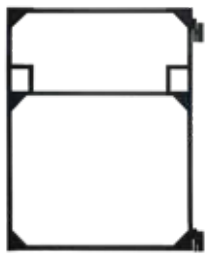
**Pedestrian Gate**  
Height: 1500mm, 1800mm  
Width: 800mm - 1200mm  
Colour: ●



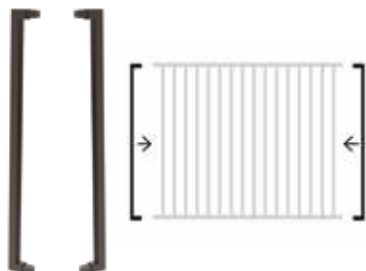
**Garden Gate**  
Height: 900mm  
Width: 800mm - 1200mm, (975mm available in selected stores in Satin Black)  
Colour: ●



**Double Driveway Gate**  
Height: 900mm, 1200mm, 1500mm, 1800mm  
Width: 1201mm - 1500mm  
Colour: ●



**Steel Adjustable Gate Frame Kit**  
Height: up to 1200mm  
Width: up to 1100mm  
Colour: ●



**Aluminium Gate Converter - 2 Pack**  
Height: 900mm, 1200mm  
Colour: ● ●



**Aluminium Gate Frame Kit - for Steel Sheet Infill**  
Height: 1800mm finished height  
Colour: ● ●

**Colour Options**  
Powder coat colours available for most aluminium components. Colours are indicative only.

● Ranged colours available in selected stores

● Order from Special Orders Desk

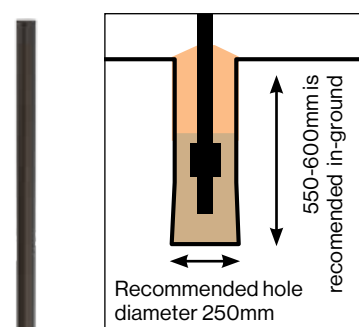
Satin Black	● ● ●
Pearl White	● ●
Monument	● ●
Primrose	● ●
Deep Ocean	●
Paperbark	●
Pale Eucalypt	●
Surfmist	●
Woodland Grey	●
Palladium Silver	●

● Garden

● Balustrade



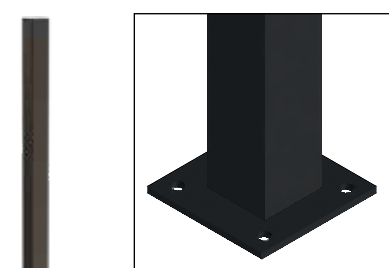
Step 2. Select your post type, height & colour



In-ground Post

Height: 1400mm, 1800mm, 2100mm, 2400mm

Colour: ● ●



Flanged Post

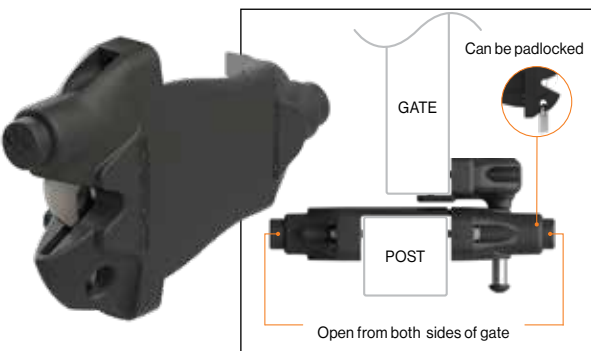
Height: 1000mm, 1300mm, 1600mm, 1900mm, 2400mm

Colour: ● ●



Step 3. Select your hardware & colour

All ProtectorAI G8Safe latches and hinges are simple to fit and adjust making them ideal for the home handyman as well as for tradesmen who expect the best quality.



G8Safe Double Sided Gravity-X Gate Latch

Colour: ● ○



G8Safe Trilatch Triple Safe Gate Latch

Extra Safe Gate Latch

Push Button & Pull Up Safety Action

Key Lockable

Lifetime Warranty

Colour: ●



G8Safe Top Pull

Gate Latch

Lifetime Warranty

(A) Lockable Colour: ● ○

(B) Keyless Colour: ●



G8Safe Compact Top Pull Gate Latch Lockable

Colour: ●



G8Safe Gravity-X Gate Latch

Colour: ●



G8Safe Side Pull Gate Latch Magnetic Self-Latching

Colour: ●



Select your hardware & colour (continued).



D-Latch & Striker

Colour: ● ●



G8Safe Gate Hinge Adjustable Self Closing

Colour: ● ○



G8Safe Gate Hinge Self Closing Fixed Tension

Colour: ●



G8Safe Heavy Duty Gate Hinge Adjustable Self Closing

Colour: ●



G8Safe Gate Hinge Non Self Closing

Colour: ●



Gate Stop

Colour: ●



Panel Bracket

Connect panels to post/wall

3 Year Warranty

Colour: ● ●



Raked Panel Bracket

For raked panels - maximum 15°

3 Year Warranty

Colour: ● ●



Angle Bracket

For raked panels & corners - maximum 90°

3 Year Warranty

Colour: ● Plastic bracket



Gudgeon Hinges

Only suitable for 1800mm height gates up to 1500mm width

Colour: ● ●



Drop Bolt

Colour: ● ●



Step 4. Select your accessories & colour



Post Domical Cover

Cover bolt heads

3 Year Warranty

Colour: ● ○ ●



Solar Post Light

White or Coloured light (Cycles colours)

Fits to ProtectorAI Aluminium Posts

3 Year Warranty



Colour Options

Powder coat colours available for most aluminium components. Colours are indicative only.

● Ranged colours available in selected stores

● Order from Special Orders Desk

Satin Black	○ ● ●
Pearl White	○ ● ●
Monument	○ ● ●
Primrose	○ ● ●
Deep Ocean	○ ● ●
Paperbark	○ ● ●
Pale Eucalypt	○ ● ●
Surfmist	○ ● ●
Woodland Grey	○ ● ●
Palladium Silver	○ ● ●

Pool
Garden
Balustrade



# How It Works

---

It's as simple as 1,2,3! Follow the steps shown to purchase or order your product. If you need further advice, speak to a team member at the Special Orders Desk in-store.

---

## 1. Select The Product You Want

View the extensive range available in this brochure or online to select the item that best suits your needs.

---

## 2. Order at the Special Orders Desk

After you have selected the product you want, take this brochure to the Special Orders Desk or order online at [bunnings.com.au](http://bunnings.com.au)

---

## 3. Get It Home

### We Will Deliver\*

Delivery to your home or site can be arranged online or in-store when purchasing your products.

### Pick-Up In-Store

If you decide to pick-up in-store and need help to get it home, you can:

- borrow a courtesy trailer
- hire a vehicle

Check with your local Bunnings store for availability.

---